
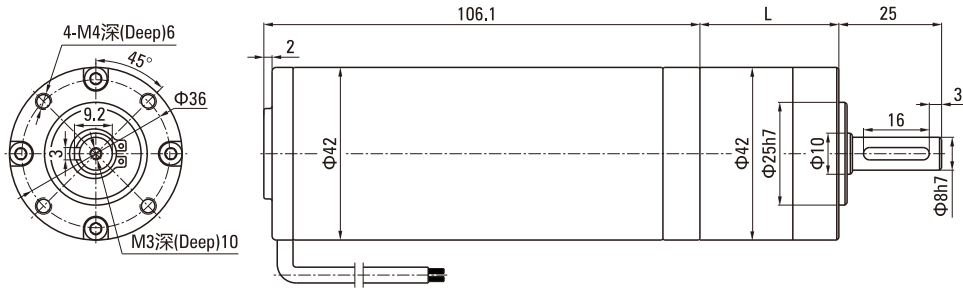


# ZPN系列 ZPN SERIES

## ■ ZPNΦ42 BRUSH有刷

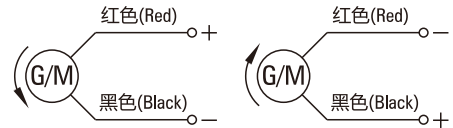


### ■ 外径42直流有刷行星减速电机外形图纸 Outside Diameter 42 DC Brush Motor



电机型号 Motor Type	减速箱型号 Gearbox Model	减速比 Gear Ratio	L尺寸(mm) Dimension
Z42DPN	42PN□	3.65~8.63	33.8
		13.53~58.22	47.4
		67.08~392.98	61.0

电机接线图 Wiring Diagram



### ■ 有刷直流电机技术参数 Blush DC Motor Technical Data

电机型号 Motor Type	电压 Voltage V	额定功率 Rated Power W	空载电流 No-load Current A	空载转速 No-load Speed RPM	额定电流 Rated Current A	额定转速 Rated Speed RPM	额定力矩 Rated Torque N.m	电机寿命 Motor Life H
Z42DPN2425-30S	24	25	0.6	3500	1.6	3000	0.080	600

### ■ 有刷直流行星减速电机技术参数 Blush DC Planetary Gear Motor Technical Data-Z42DPN2425-30S

减速比 Ratio	3.65	5.36	6.55	8.63	13.53	18.92	24.65	28.05	33.92	44.69	58.22	67.08	81.11
输出轴转速 r/min Output shaft speed	822	560	458	348	222	159	122	107	89	67	52	45	37
允许力矩 N.m Allowable torque	0.26	0.39	0.47	0.62	0.88	1.23	1.60	1.82	2.20	2.90	3.77	2.75	4.74
减速级数 Reduction stage	1	1	1	1	2	2	2	2	2	2	2	3	3
减速比 Ratio	91.36	102.88	118.98	127.74	145.36	165.64	191.56	231.61	301.68	392.98			
输出轴转速 r/min Output shaft speed	33	29	25	24	21	18	16	13	9.9	7.6			
允许力矩 N.m Allowable torque	5.34	6.01	6.95	7.46	8.49	9.67	11.19	13.53	15.00	15.00			
减速级数 Reduction stage	3	3	3	3	3	3	3	3	3	3			